



## OCA HEALTHCARE PROGRAM MONTHLY REPORT

JUNE 2024

REPORTED BY

WILSON BETT (KHC MANAGER)  
THOM GREY (MOC MANAGER)

# Contents

<b>A. CLINIC REPORT .....</b>	<b>3</b>
1. EXECUTIVE SUMMARY .....	3
2. INTRODUCTION .....	4
3. OCA MOC UPDATES.....	6
4. COVID -19 SITUATION UPDATES.....	8
4.1 Cumulative COVID-19 Data – KHC Static.....	8
4.2 COVID 19 Vaccine (Pfizer) – KHC Static.....	8
4.3 COVID 19 Vaccine (Johnson & Johnson – J&J) – KHC Static .....	8
4.4 COVID-19 Vaccine (Astra-Zeneca) – KHC Static .....	9
5. REPRODUCTIVE AND FAMILY PLANNING HEALTH .....	9
5.1 Maternal and New-born Health Care .....	9
5.2 Cervical Cancer Control Clinic Report .....	12
5.3 Family Planning Clinic Report.....	13
6. EYE CLINIC.....	14
7. MALARIA REPORT .....	15
8. HIV TESTING SERVICES (HTS).....	18
A. 9. LABORATORY SERVICES .....	19
10. DISEASE GROUP TRENDS .....	21
<b>B. HEALTHCARE FINANCE AND ADMINISTRATION .....</b>	<b>23</b>
<b>C. ACHIEVEMENTS AND CHALLENGES .....</b>	<b>24</b>
1. SUCCESS HIGHLIGHTS.....	24
2. CHALLENGES.....	24
<b>D. WAY FORWARD .....</b>	<b>25</b>
<b>APPENDICES.....</b>	<b>26</b>
APPENDIX A: JUNE 2024 MOC1 SCHEDULE .....	26
APPENDIX B: JUNE 2024 MOC2 SCHEDULE.....	27

## A. Clinic Report

### 1. Executive Summary

Kasese Health Center is located in the central region, Dowa district, Traditional Authority Chakhaza, along M1 road (Kasungu – Lilongwe) in Malawi, Africa. The Health Center is under the sponsorship of Orant Charities a non-governmental organization based in the USA.

For June 2024, Kasese Health Center (KHC) saw **3494** clients at (OPD). Only **105** patients were seen during weekends and nights. The total number of patients seen in June is **3599**(KHC OPD). MOC in Kasese catchments areas saw **1116** (MOC1: 577 and MOC2:539). Kasungu (Bowe) Outreach clinic saw **4954** clients (MOC1: 3121 and MOC2: 1833). MOC's total number of patients seen is **6070**. The total number of patients seen in June 2024 is **9669** (Dowa: **4715 (48.76 %)** & Kasungu **4954 (51.24%)**).

The Laboratory department tested **4826** for Malaria, out of which **2793** were positive, representing a **57.9%** positivity rate. In Dowa, **3166** patients were tested and **1716 (54.2%)** were positive cases; in Kasungu, **1660** patients were tested and **1077(64.9%)** were positive.

The Maternity department admitted **51** mothers and referred **17**. A total of **34** babies were born at the facility and **1** in transit (BBA). Out of **34** babies, **4** had complications (**3** Weight < 2.5 Kgs, and **1** Asphyxia). The total Maternity attendance was **51 (34** admissions and **17** referrals).

The HTS department tested **344** clients, **3** were found positive.

The total number of patients seen at the eye clinic by an outsourced clinician is **62** and **3** were booked for surgery.

Cervical Cancer providers screened a total of **22** women in Dowa, **2** VIA+ (**9.1%**) and in Kasungu **11** women were screened, **2** VIA+ (**18.1%**).

The MOC teams managed to conduct **36** visits out of **39** scheduled visits in the month representing **92%**.

## 2. Introduction

The Health Center in its provision of services provides curative and preventive health care services to impoverished rural communities of Dowa district (Chakhaza) and Kasungu district (Bowe) through a static clinic and Mobile Outreach Clinics (MOC). At the static clinic, the Health Center operates a busy Outpatients Department (OPD), a 7-bed capacity maternity ward, twice a weekly Antenatal Program, a weekly Cervical Cancer Screening clinic, a monthly Eye Clinic, an Under-Five Clinic (immunization and child growth monitoring) just to mention but a few. MOC takes the services in hard-to-reach areas thereby providing accessible treatment.

Tropical infectious diseases are a common health problem including malaria, and respiratory diseases like pneumonia, bronchitis etc. However, non-communicable diseases are on the rise for example diabetes, and hypertension.

Table 1 below shows monthly patients seen in both Dowa and Kasungu.

<b>2024</b>	<b>OPD Static</b>	<b>Bowe MOC</b>	<b>Kasese MOC</b>	<b>Nights/Holiday</b>	<b>Total</b>
<b>Jan</b>	2719	2853	705	77	<b>6354</b>
<b>Feb</b>	2918	5714	1625	42	<b>10299</b>
<b>March</b>	3125	5374	2151	93	<b>10743</b>
<b>April</b>	4180	5526	2684	91	<b>12481</b>
<b>May</b>	4183	4766	1818	94	<b>10861</b>
<b>June</b>	3494	4954	1116	105	<b>9669</b>
<b>Total</b>	<b>20619</b>	<b>29187</b>	<b>10099</b>	<b>502</b>	<b>60407</b>

*Table 1: Monthly OPD And Outreach Clinic Attendance*

Figure 1 below shows the total OCA patient attendance in 2024

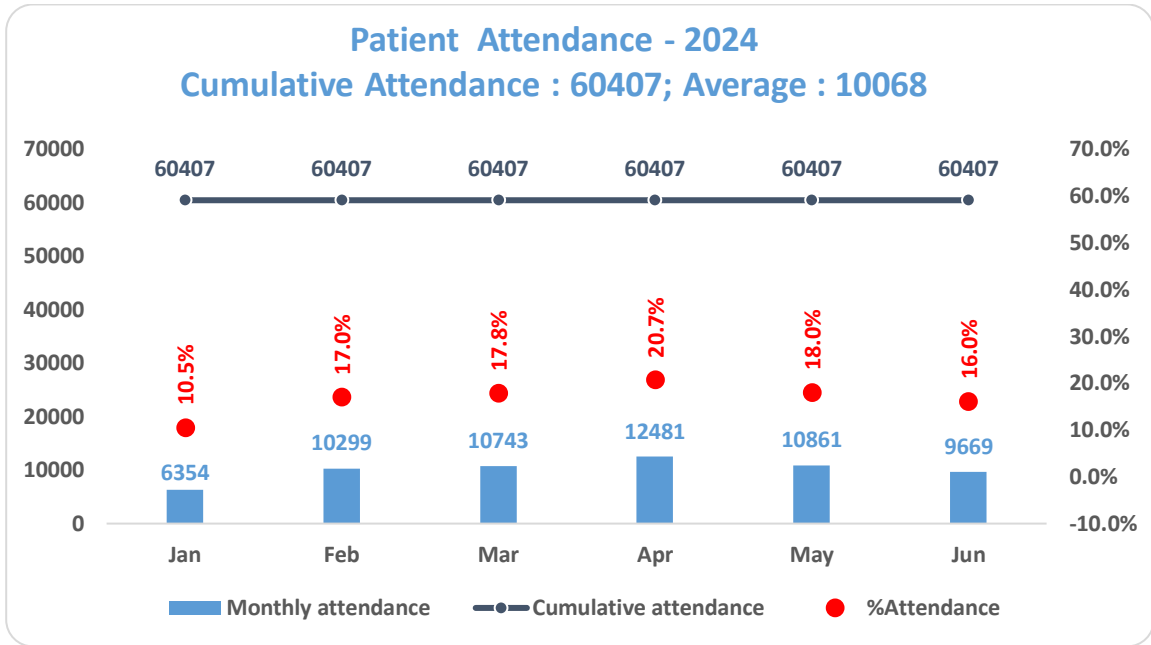


Figure 1: OCA Patient Attendance –June 2024.

Figure 2 shows the cumulative OPD attendance for Dowa and Kasungu

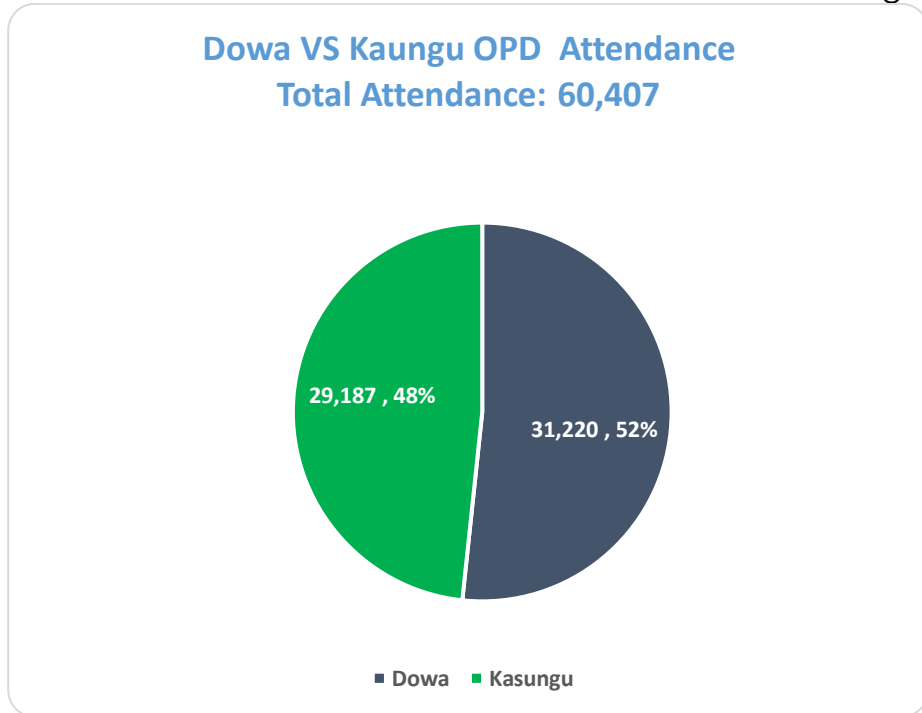


Figure 2: Cumulative OPD Attendance

### 3. OCA MOC Updates

Figure 3 below shows the Kasungu patient attendance for MOC1, June 2024

**MOC 1 Kasungu Monthly Patient Attendance - June 2024**  
 Total Patients: 3121 ; Average: 223 ; Scheduled Visits: 16 ; Actual Visits:14;

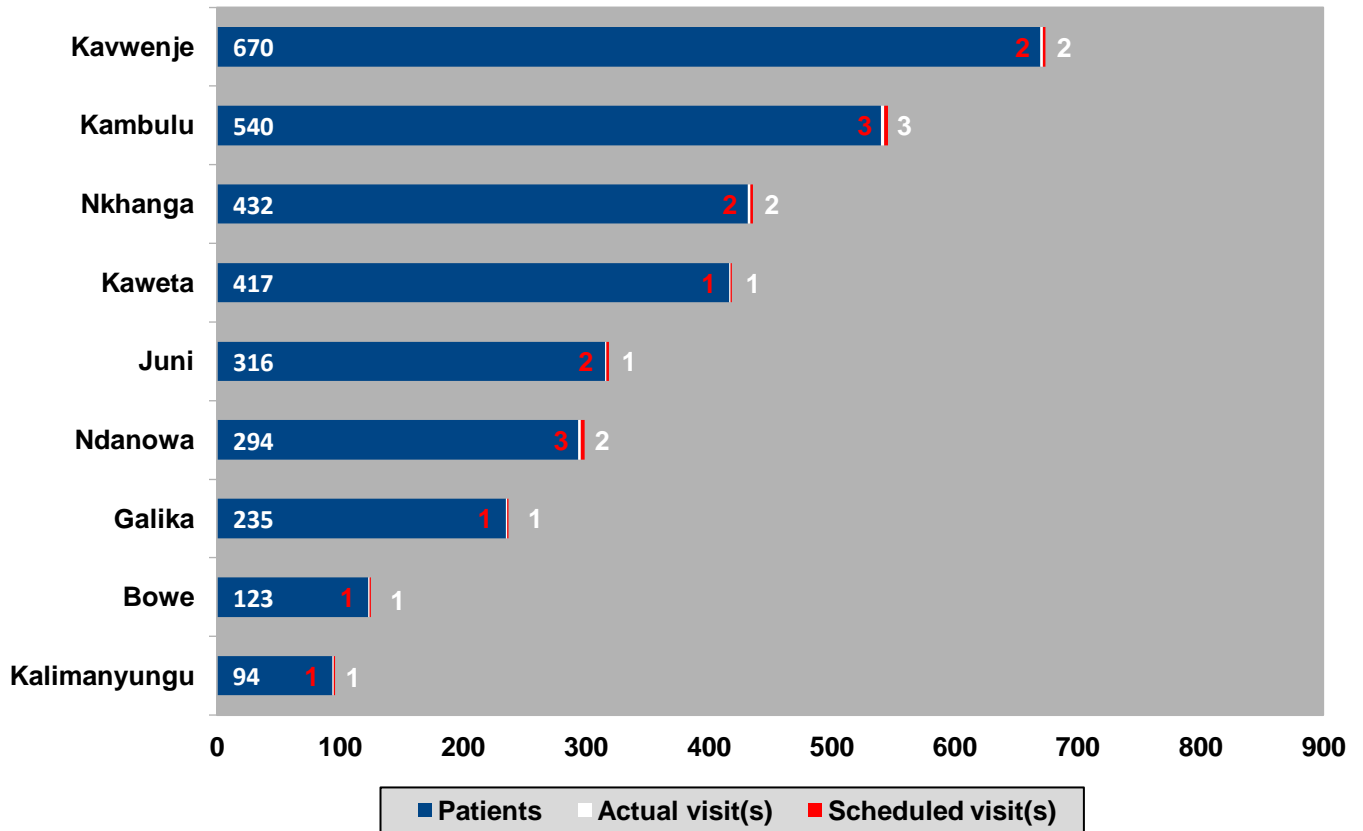


Figure 3: MOC1 Kasungu Patient Attendance – June 2024.

Figure 4 below shows the Kasungu patient attendance for MOC2, June 2024

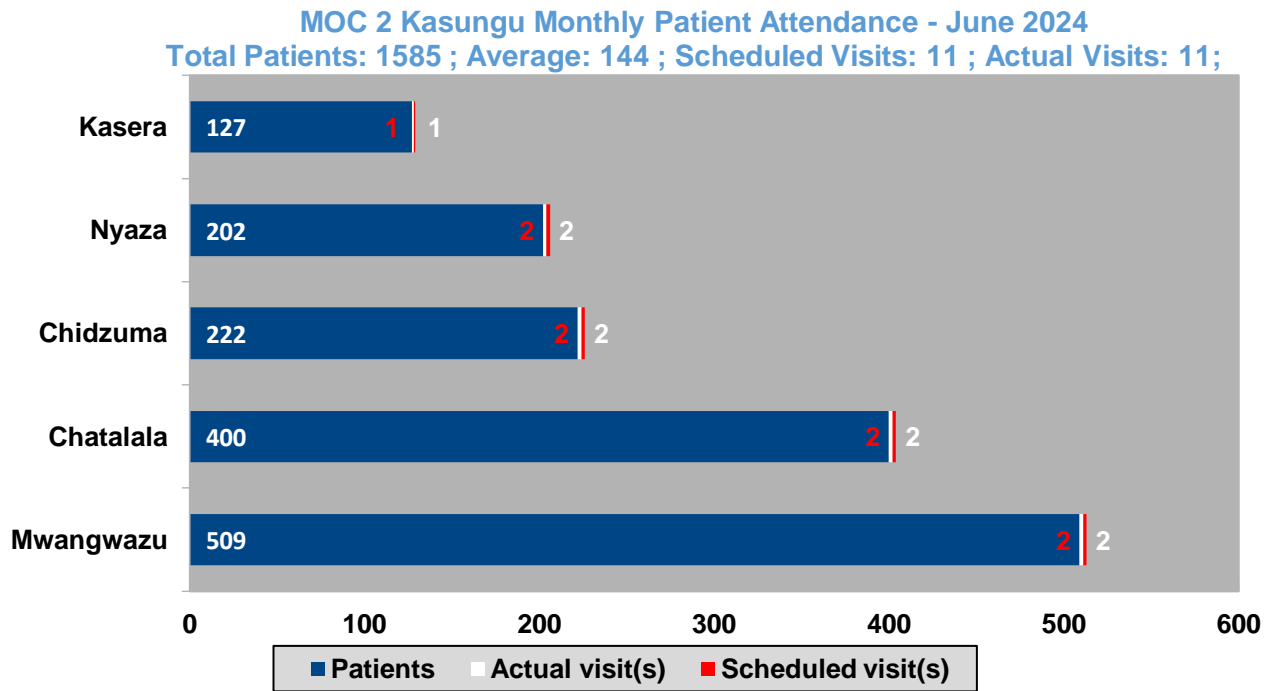


Figure 4: MOC2 Kasungu Patient Attendance - June 2024

Figure 5 below shows the Dowa patient attendance for MOC June 2024

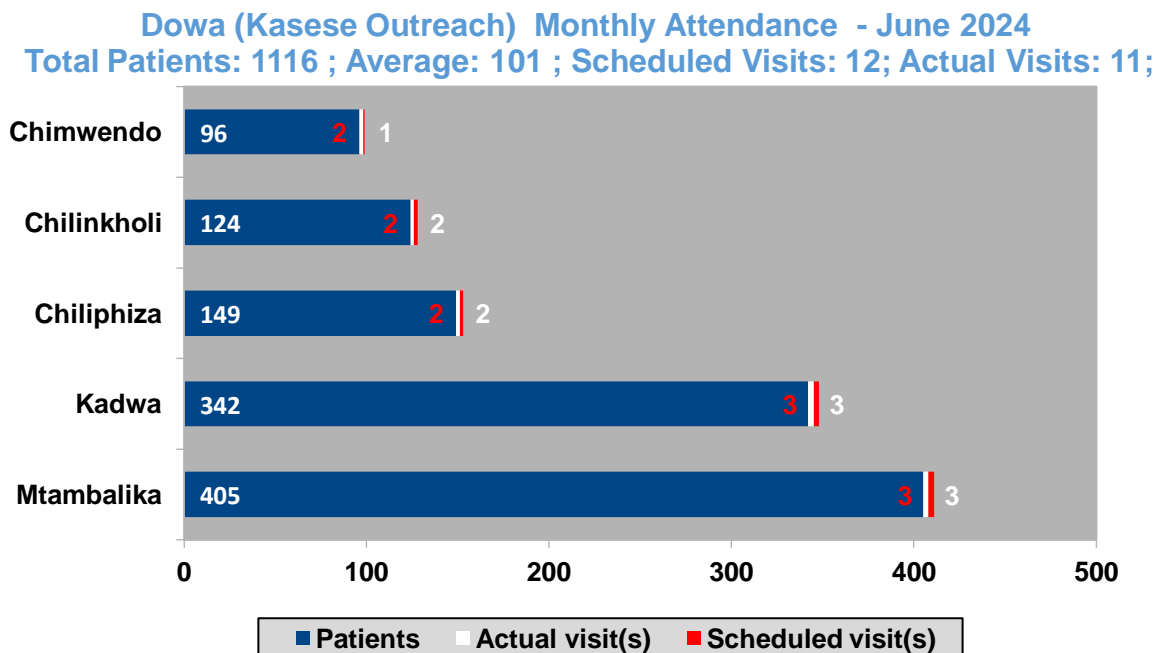


Figure 5: MOC Dowa Patient Attendance – June 2024.

#### 4. COVID -19 Situation Updates.

The COVID-19 situation in the country remains low and in June 2024, **no** test was conducted. The Health Center continues to provide vaccines at the facility.

#### 4.1 Cumulative COVID-19 Data – KHC Static.

Table 2 below shows COVID-19 Data.

	<b>Staff (OCA/HSA)</b>	<b>Others</b>	<b>Total</b>
<b>June Tests</b>	0	0	<b>0</b>
<b>June Positives</b>	0	0	<b>0</b>

*Table 2: COVID-19 Cumulative Data*

#### 4.2 COVID 19 Vaccine (Pfizer) – KHC Static.

Table 3 below shows Vaccine Doses Administered in 2024

<b>Dose</b>	<b>Male</b>	<b>Female</b>	<b>Total</b>
<b>1<sup>st</sup> Dose</b>	0	0	<b>0</b>
<b>2<sup>nd</sup> Dose</b>	0	0	<b>0</b>
<b>Booster</b>	0	0	<b>0</b>
<b>Total</b>	<b>0</b>	<b>0</b>	<b>0</b>

*Table 3: Pfizer Administered at KHC Static (June 2024)*

#### 4.3 COVID 19 Vaccine (Johnson & Johnson – J&J) – KHC Static

Table 4 below shows Vaccine Doses Administered in 2024

<b>Vaccine Type</b>	<b>Male</b>	<b>Female</b>	<b>Total</b>
<b>B/F</b>	408	679	<b>1087</b>
<b>Dose 1</b>	0	0	<b>0</b>
<b>Dose 2</b>	0	0	<b>0</b>
<b>Booster</b>	0	0	<b>0</b>
<b>Total</b>	<b>408</b>	<b>679</b>	<b>1087</b>

*Table 4: J & J Administered at KHC Static (June 2024)*



#### 4.4 COVID-19 Vaccine (Astra-Zeneca) – KHC Static

Table 5 below shows Vaccine Doses Administered in 2024

Dose	Male	Female	Total
1 <sup>st</sup> Dose	0	0	0
2 <sup>nd</sup> Dose	0	0	0
<b>Total</b>	<b>0</b>	<b>0</b>	<b>0</b>

*Table 5: Astra-Zeneca Administered at KHC Static (June 2024)*

#### 4.5 COVID 19 Vaccine Status – KHC Static.

Table 6 below shows Vaccine Status in June 2024

Vaccine Type	Beginning Balance	End Balance
J & J	0	0

*Table 6: Vaccine Status at KHC Static (June 2024)*

### 5. Reproductive and Family Planning Health

#### 5.1 Maternal and New-born Health Care

2024	Admissions	Referrals	Attendance	New Babies	Alive Babies	Facility Deliveries
January	32	13	45	32	32	30
February	31	12	43	33	31	29
March	43	17	60	43	42	43
April	42	20	62	43	42	39
May	41	16	57	41	41	36
June	34	17	51	34	34	33

*Table 7: Maternity Data – 2024*

Table 8 below shows the Maternity Data of new babies with complications.

Months (2024)	Jan	Feb	Mar	Apr	May	Jun
<b>Weight &lt;2500g</b>	7	4	7	5	7	3
<b>Prematurity</b>	1	6	2	4	3	0
<b>Asphyxia</b>	1	1	1	0	0	1
<b>Sepsis</b>	0	0	0	0	0	0
<b>Still Birth Fresh</b>	0	0	0	0	0	0
<b>Still Birth Macerated</b>	0	0	1	1	0	0
<b>Neonatal Death</b>	0	2	0	0	0	0
<b>Total</b>	<b>9</b>	<b>13</b>	<b>11</b>	<b>10</b>	<b>10</b>	<b>4</b>

Table 8; Newborns with complications – 2024

Figure 6 below shows the total newborns complications in 2024.

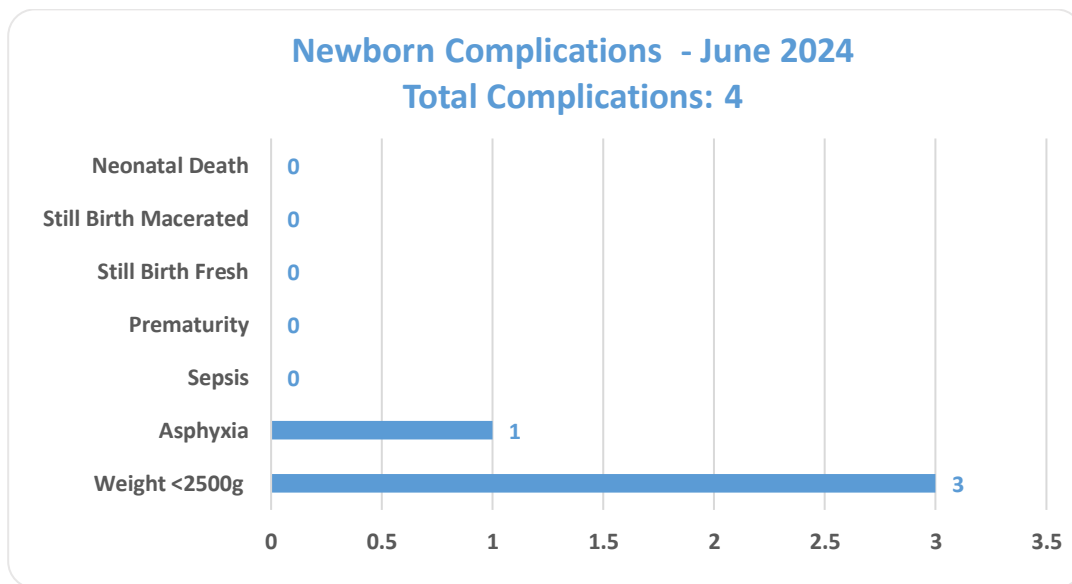


Figure 6: Newborns Complications – June 2024

Figure 7 below shows the total monthly Maternity attendance.

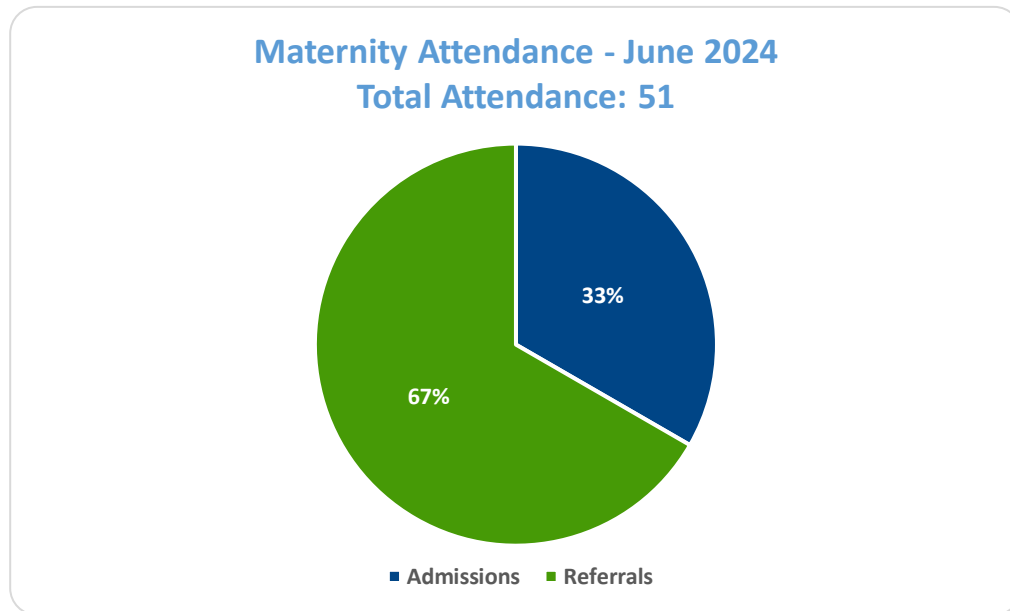


Figure 7: Admissions and Referrals (June 2024)

Table 9 below shows the reason for the referrals

Referral Reason	Referred
ECL	3
PPH	1
Young Primigravida	5
Obstructed Prolonged Labour	5
Virginal warts	0
Bad Obstetric History	0
High parity	0
Grand multipara	1
Foot ring bridge	0
Previous scar	0
Asthmatic	0
FD	2
<b>Total</b>	<b>17</b>

Table 9: Referral Reasons - June 2024

Table 10 below shows ANC attendance.

2024	New ANC Visit	First Trimester	%First Trimester
January	82	33	40.2%
February	73	33	45.2%
March	68	31	45.6%
April	110	48	43.6%
May	63	26	41.3%
June	112	50	44.6%

Table 10: ANC Attendance – 2024

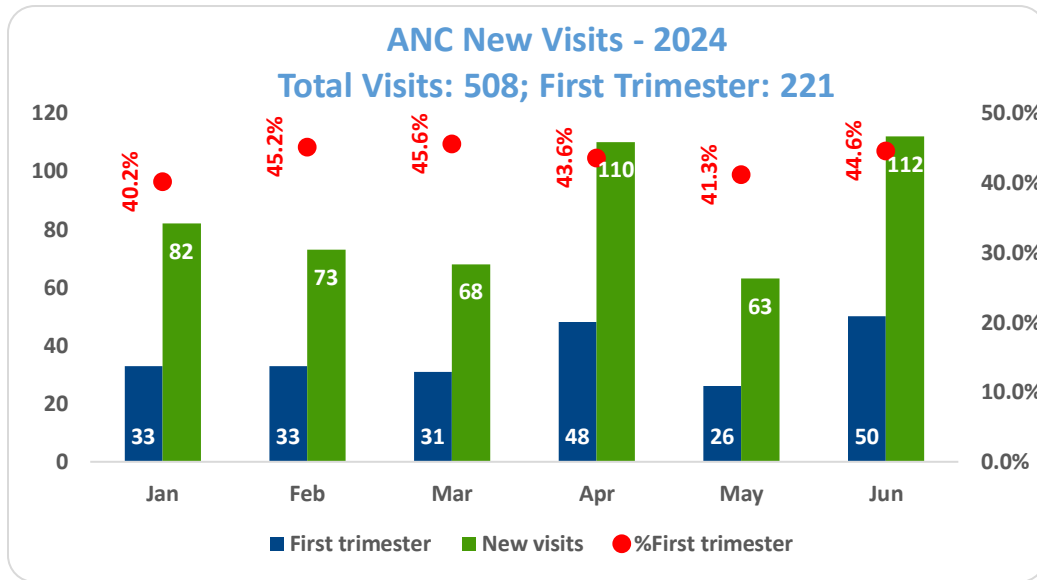


Figure 8: ANC First Trimester- 2024

## 5.2 Cervical Cancer Control Clinic Report

Table 11 below shows the 2024 Monthly Cervical Cancer Screening (Dowa and Kasungu).

2024	Total	VIA+	%VIA+
January	24	1	4.2%
February	24	0	0.0%
March	43	2	4.7%
April	63	6	9.5%
May	79	1	1.3%
Jun	33	4	12.1%

Table 11: Monthly Cervical Cancer Screening – 2024

The monthly Cervical Cancer screening remains to be low, there is a need for more community sensitization.

Figure 9 below shows cervical cancer screening for both Dowa and Kasungu

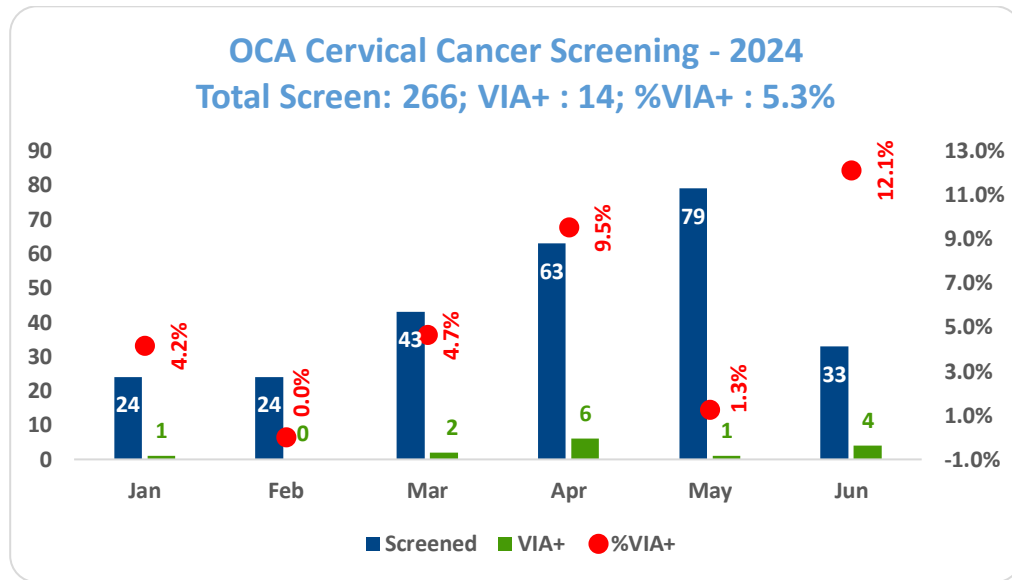


Figure 9: Cervical Cancer Screenings

### 5.3 Family Planning Clinic Report

Table 12 below shows the 2024 Monthly Family Planning Report.

2024	Condoms	COC	Depo	IUCD	Implanon	Levoplants	Jadelle	Total
Jan	71	14	642	0	20	2	3	<b>752</b>
Feb	46	34	491	2	2	26	8	<b>609</b>
Mar	40	27	356	0	15	9	20	<b>467</b>
Apr	80	25	656	0	8	8	0	<b>777</b>
May	47	19	480	0	15	1	0	<b>554</b>
Jun	43	16	500	0	48	1	7	<b>615</b>

Table 12: Monthly Family Planning – 2024

## 6. Eye Clinic

The outsource eye specialist continues to provide service in Kasese Health Center and operation is done at Kasungu District Hospital.

Table 13 below shows the total number of clients treated for eye infections and those booked for surgery.

2024	Eye Infections (Treated)	Eye Surgery (Booked)	Total Seen
January	57	2	59
February	40	5	45
March	38	4	42
April	39	4	43
May	49	5	54
Jun	62	3	65

Table 13: Monthly Eye Clinic Table – 2024

Figure 10 shows Eye clinic data

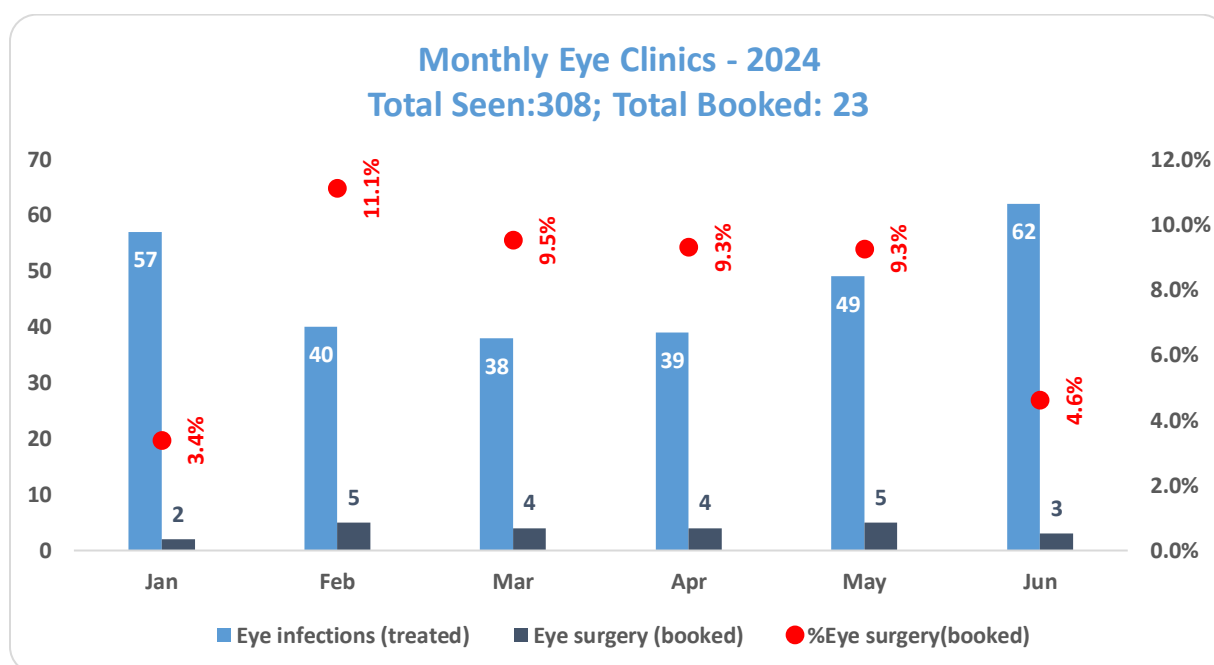


Figure 10: Eye Clinic – 2024

## 7. Malaria Report

Table 14 below shows Malaria tests for June 2024 (Dowa and Kasungu)

	Total Tested	Positives	Negatives	Positivity Rate
<b>Under 5</b>	<b>1499</b>	<b>873</b>	<b>626</b>	<b>58.2%</b>
<b>5 Years and Over</b>	<b>3327</b>	<b>1920</b>	<b>1407</b>	<b>57.7%</b>
<b>Total</b>	<b>4826</b>	<b>2793</b>	<b>2033</b>	<b>57.9%</b>

Table 14: Malaria Tests -June 2024.

Table 15 below shows the total Malaria Cases - OCA Clinics

2024	Jan	Feb	Mar	Apr	May	Jun
<b>Suspected Malaria Cases</b>	3366	4707	5844	6596	7342	4826
<b>Suspected Cases Tested MRDT</b>	3366	4707	5844	6596	7342	4826
<b>Confirmed Malaria Cases</b>	1707	2300	2798	4383	4981	2793
<b>New Malaria Cases Registered</b>	1707	2300	2798	4383	4981	2793

Table 15: Malaria Cases Table.

Figure 11 shows total OCA Malaria tests

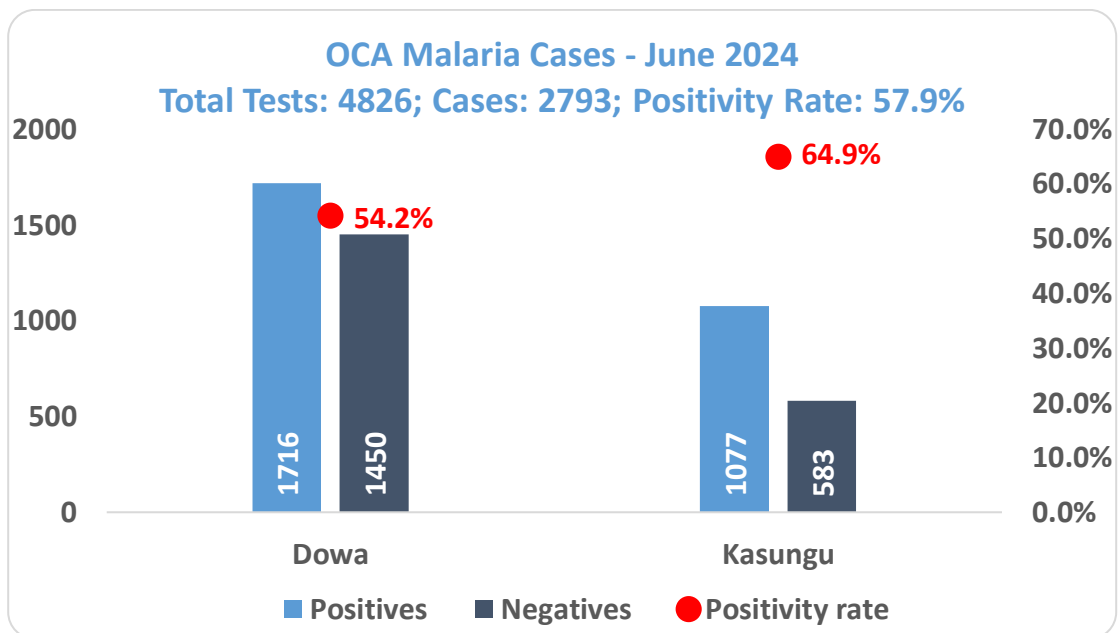
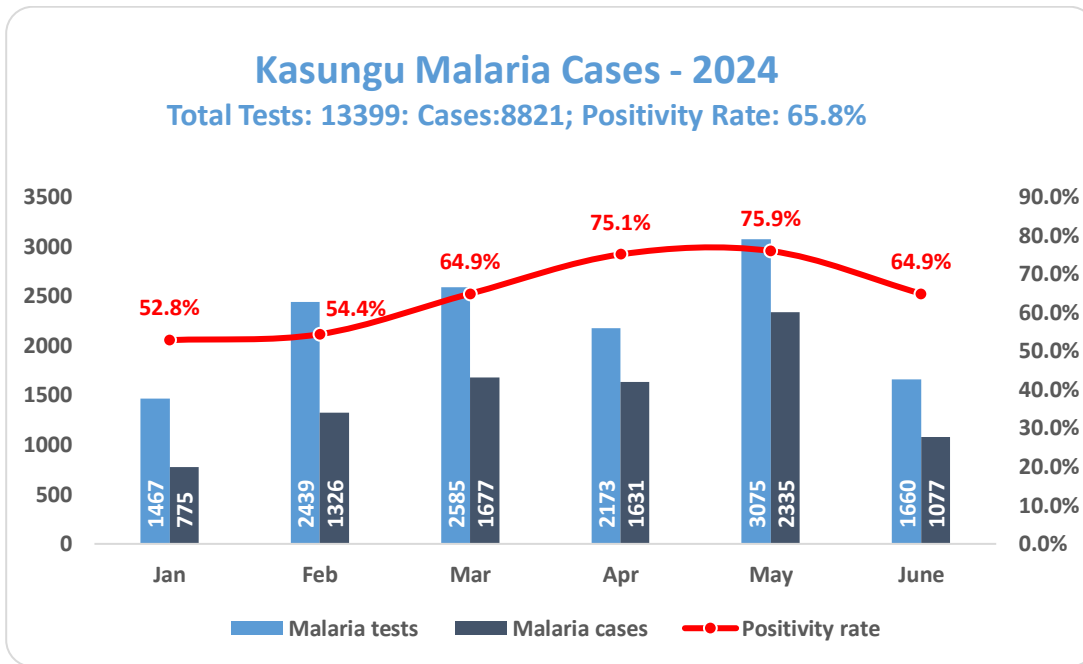
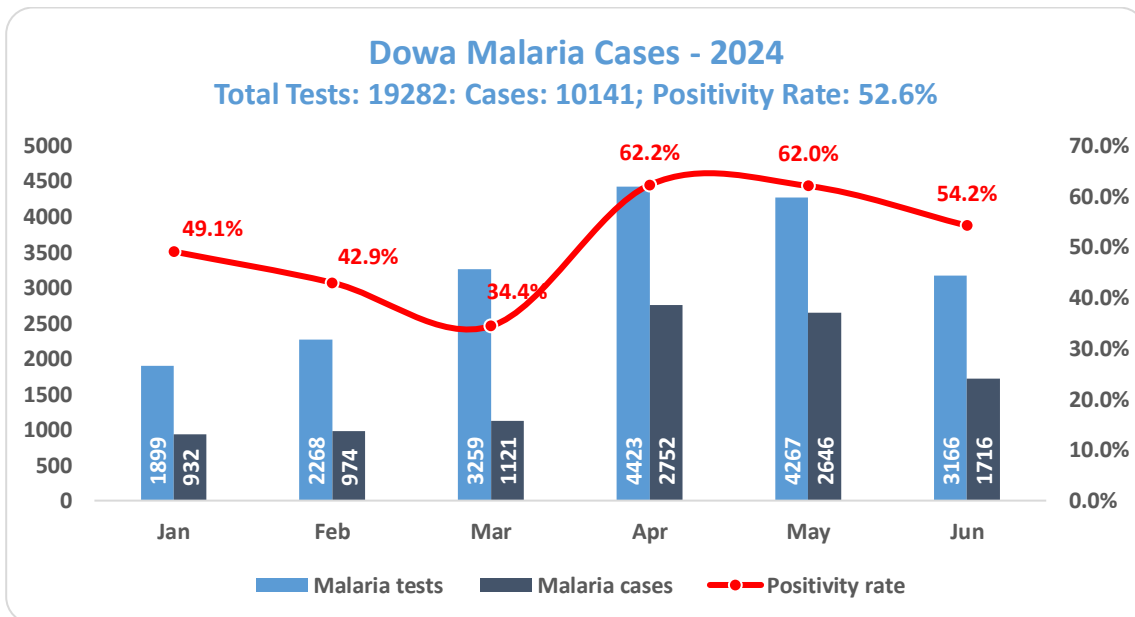


Figure 11: OCA Malaria Tests - June 2024



*Figure 12: Kasungu Malaria Trend -2024*



*Figure 13: Dowa Malaria Trend - 2024*



Figure 14 shows the total OCA Clinics under 5 Years of Malaria tests

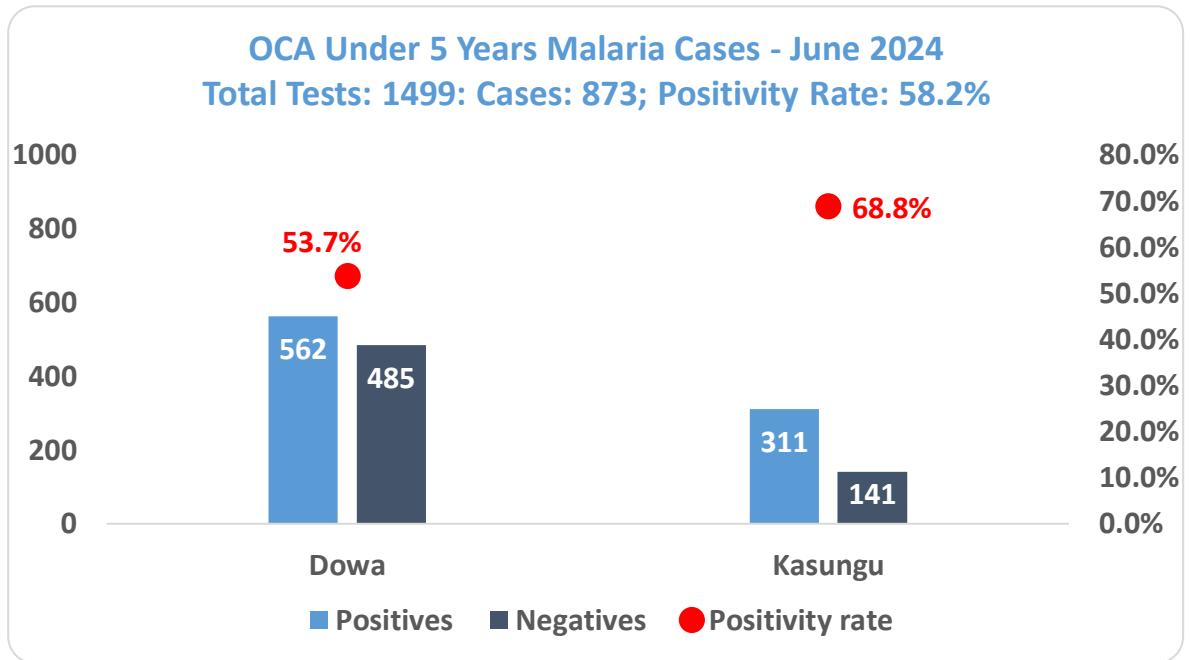


Figure 14: OCA Clinics, Under 5 Years Malaria tests (June 2024)

Figure 15 shows the total OCA Clinics 5 Years and Over Malaria tests

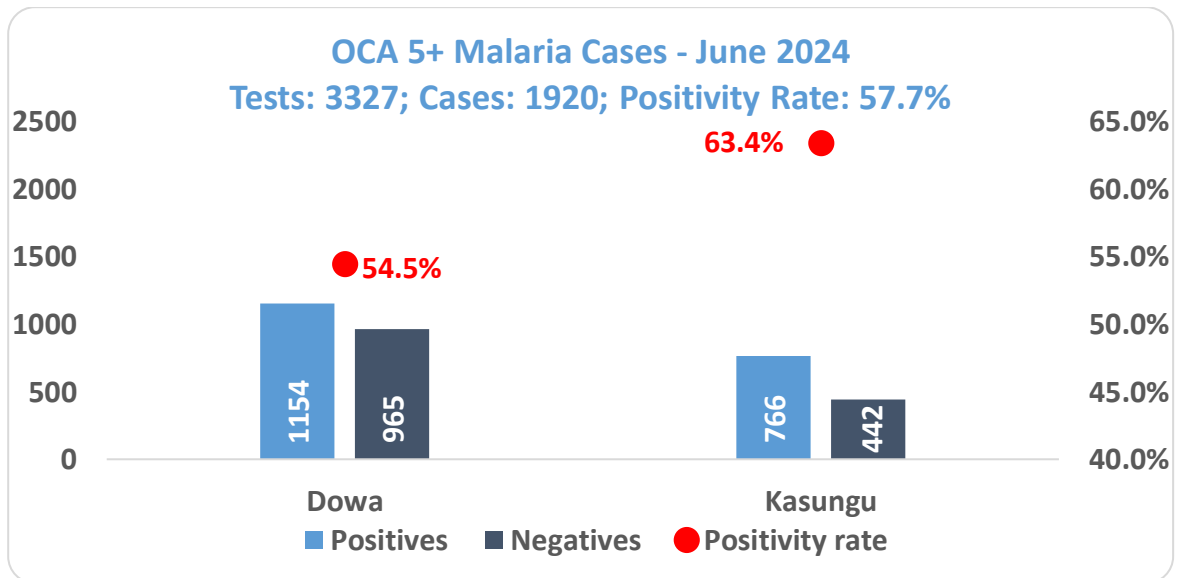


Figure 15: OCA Clinics, 5+ Malaria tests (June 2024).

### 8. HIV Testing Services (HTS)

Months	Total Tested	Positives	Positivity Rate
January	252	1	0.4%
February	273	4	1.5%
March	217	4	1.8%
April	288	8	2.7%
May	289	4	1.4%
June	344	3	0.9%

Table 16; HTS Monthly Data –June 2024

Kasese catchment area positivity rate remains to be low, this could indicate that people adhere to HIV/AIDS preventive measures.

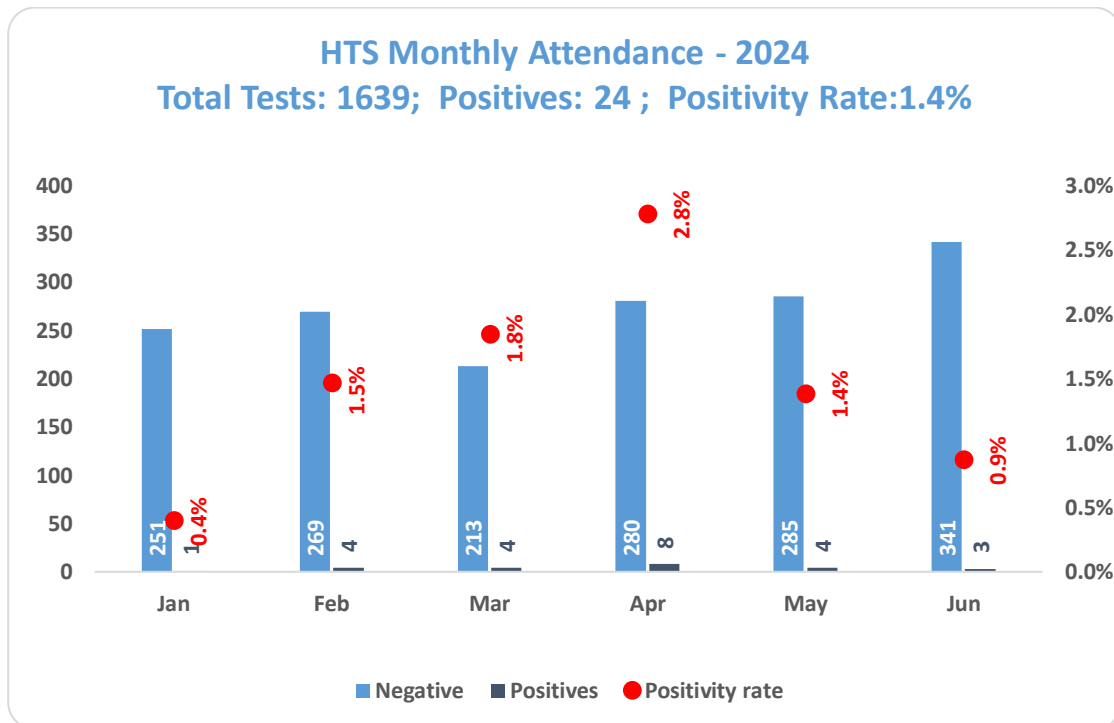


Figure 16: HTS Monthly Data Trend – 2024

## 9. Laboratory Services

Table 17 below shows qualitative Laboratory tests conducted in 2024.

	H. Pyloris		Salmonella		Hep B		HCG		COVID 19	
	Total	Pos	Total	Pos	Total	Pos	Total	Pos	Total	Pos
<b>Jan</b>	130	33	23	3	3	0	92	35	0	0
<b>Feb</b>	113	44	15	2	2	1	74	38	0	0
<b>Mar</b>	19	4	16	0	2	1	76	23	1	1
<b>Apr</b>	56	15	14	4	3	0	88	37	0	0
<b>May</b>	115	18	24	5	3	0	108	33	0	0
<b>Jun</b>	72	11	22	2	3	0	68	16	0	0

Table 17: Qualitative Lab Tests Data Table for OCA Clinics - 2024.

Figure 17 below shows qualitative lab tests – June 2024

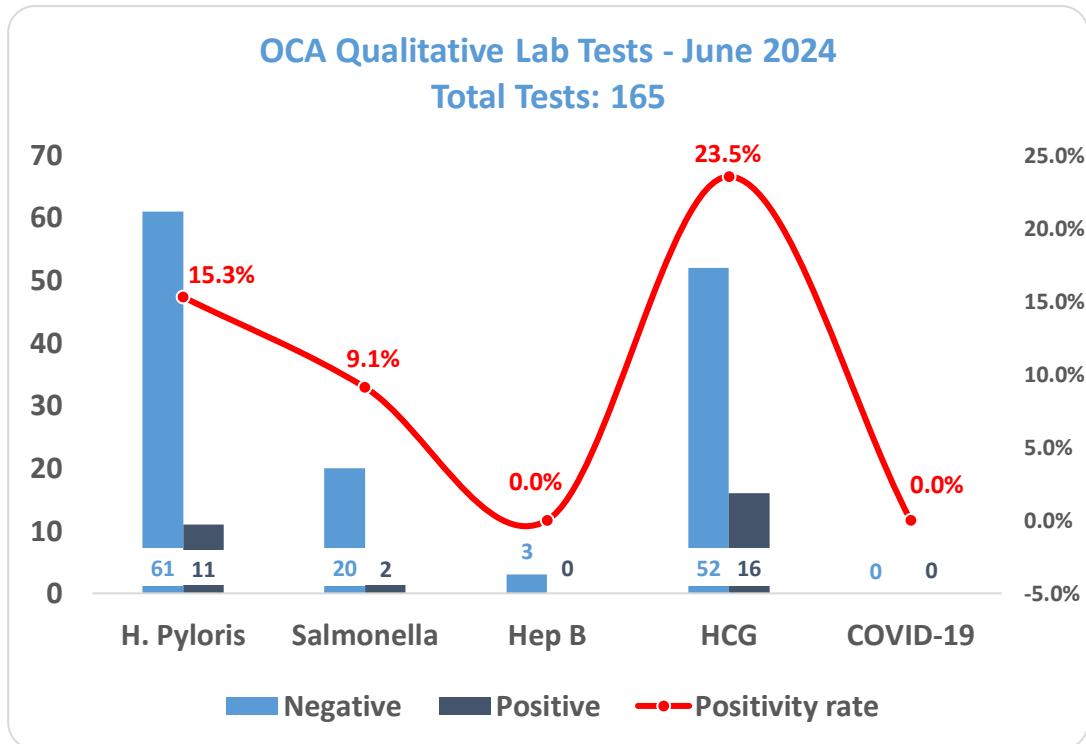


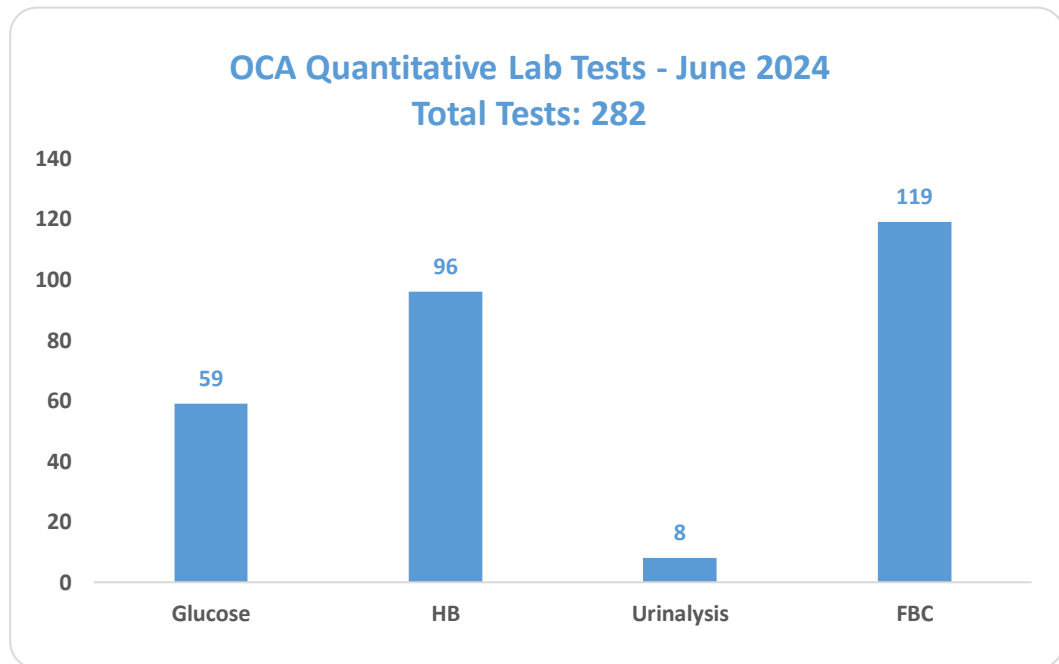
Figure 17: Qualitative Lab Tests – June 2024.

Table 18 below shows OCA clinics quantitative Laboratory tests conducted in 2024.

	<b>Glucose</b>	<b>HB</b>	<b>Urinalysis</b>	<b>FBC</b>
<b>Jan</b>	77	76	12	168
<b>Feb</b>	99	92	16	120
<b>Mar</b>	59	27	10	103
<b>Apr</b>	82	149	12	160
<b>May</b>	109	151	11	134
<b>Jun</b>	59	96	8	119

*Table 18; Quantitative Lab Tests Data Table for OCA Clinics – 2024.*

Figure 10 shows quantitative lab tests for June 2024



*Figure 18: Quantitative Lab Tests – June 2024.*

## 10. Disease Group Trends

Figure 19 below shows Dowa disease occurrences for June 2024

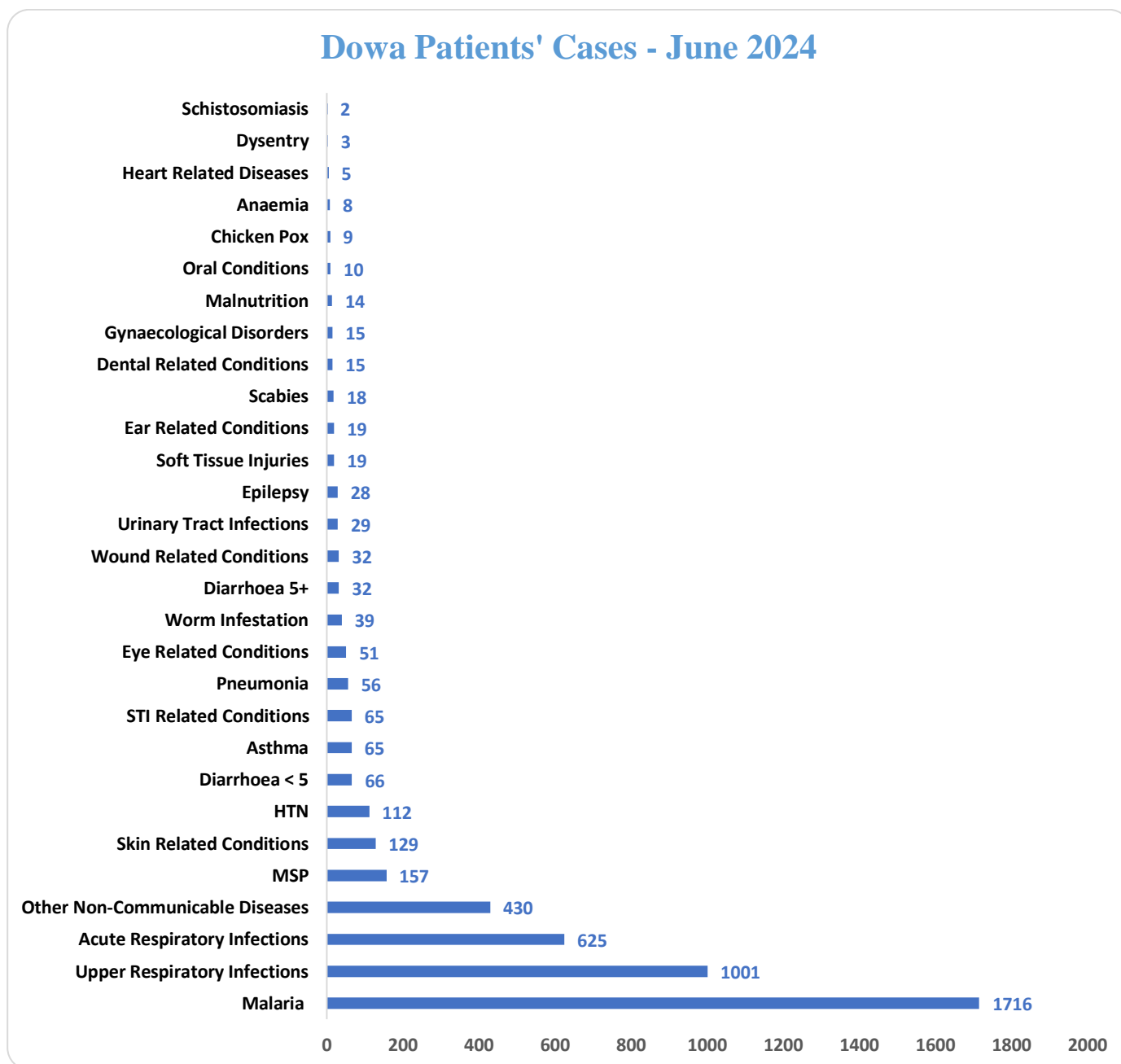
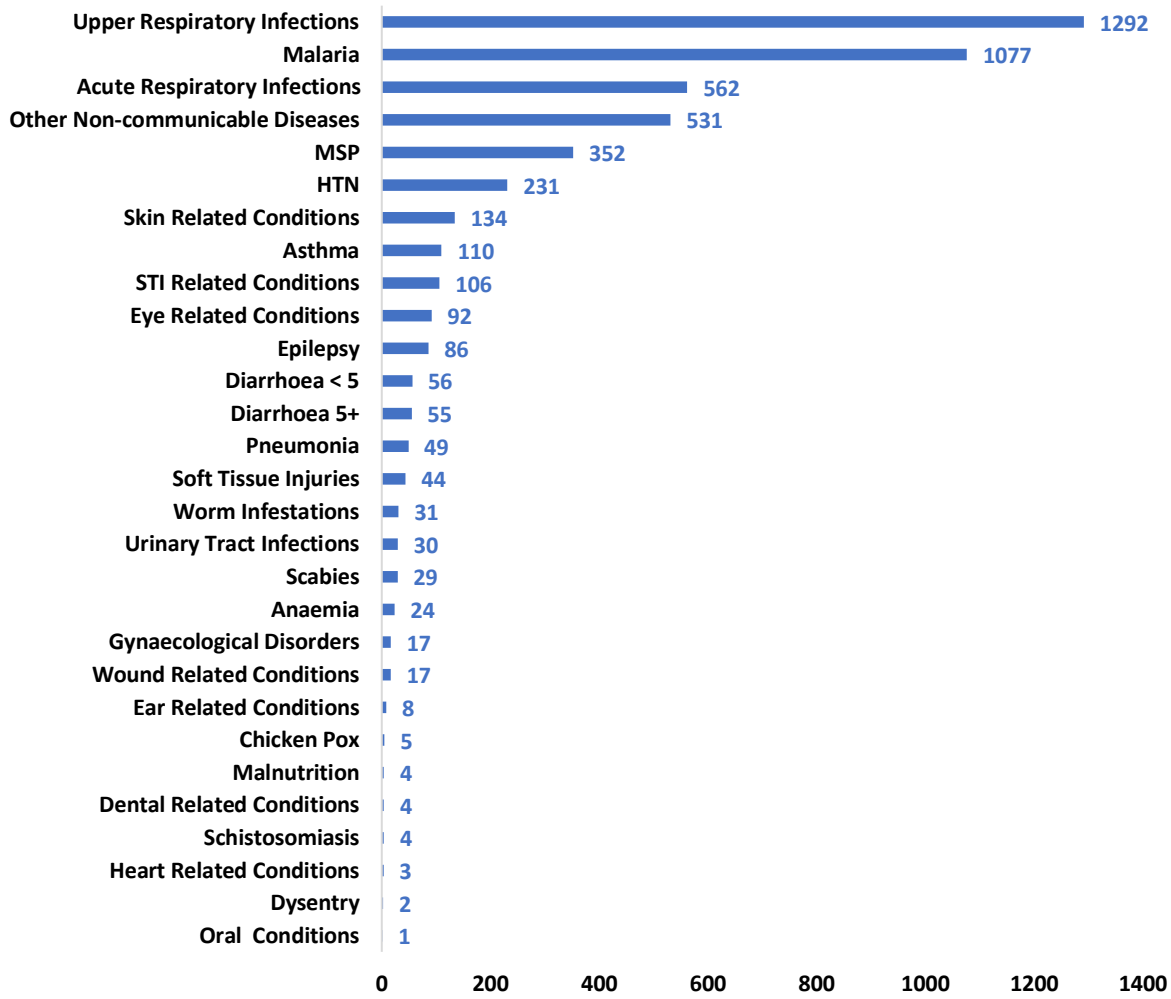


Figure 19: Dowa Disease Occurrences (June 2024).

Figure 20 below shows Kasungu disease occurrences for June 2024.

## Kasungu Patients' Cases - June 2024



*Figure 20: Kasungu Disease Occurrences (June 2024)*

## B. Healthcare Finance and Administration

Table 19 shows the clinic finance table for 2024.

2024	Collection	Referrals	Clients	Average Cost
January	MK 3,754,600	MK 506,115	13	MK 38,932
February	MK 5,507,350	MK 687,650	17	MK 40,450
March	MK 5,706,650	MK 672,349	24	MK 28,015
April	MK 7,778,400	MK 563,390	24	MK 23,745
May	MK 7,755,300	MK 231,595	12	MK 19,230
June	MK 6,551,000	MK 280,849	13	MK 21,604

Table 19: Clinic Finances – 2024

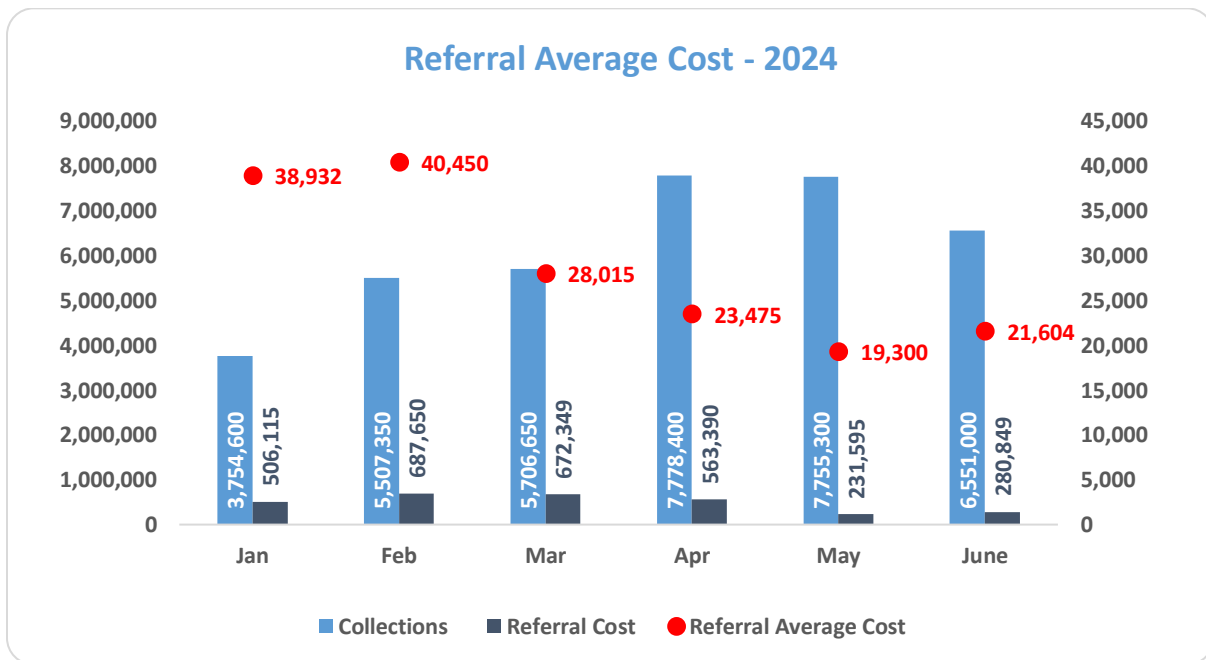


Figure 21: Collection Vs Referrals - 2024

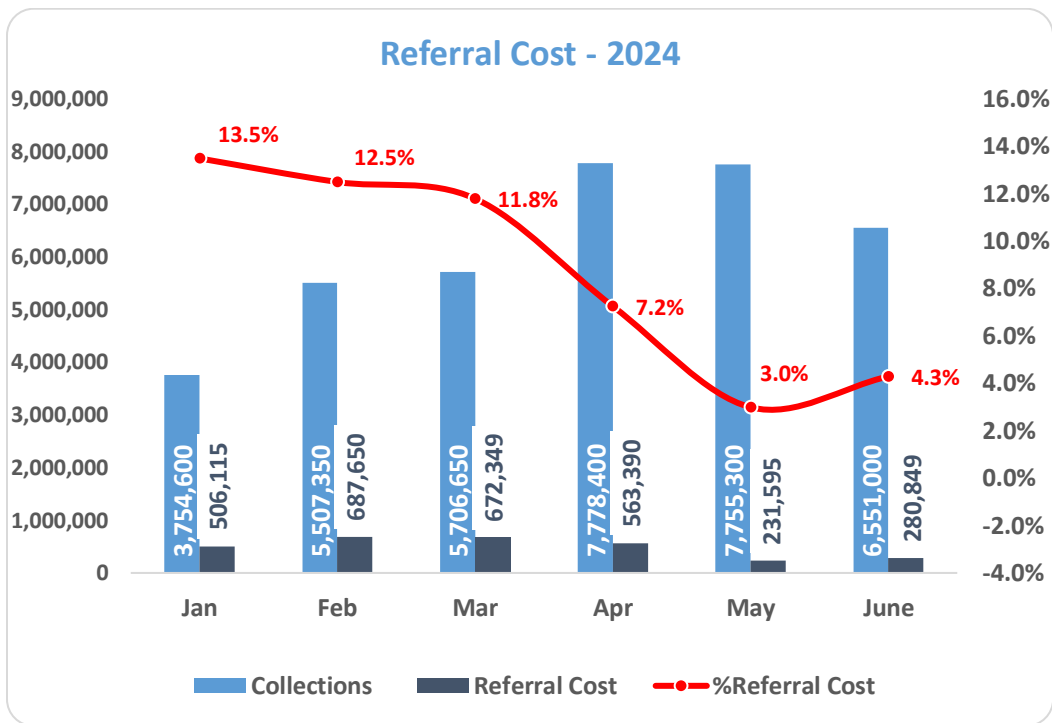


Figure 22: Referred Clients - 2024

## C. Achievements and Challenges

### 1. Success Highlights

- i. As expected at this time of the year, there is a slight decrease in OPD attendance because the month of June is cold season in Malawi. A weather which is not favourable for Malaria parasites.
- ii. There is an increase in ANC attendance mainly new visits compared to the previous months. It could be due to new community by-laws and Chitenje incentives.
- iii. There is an increase in use of Depo-provera as the main preferred family planning method.

### 2. Challenges

- i. Under-weight and prematurity remain the main problem in newborn complications.
- ii. There is slight decrease in Cervical Cancer screening in comparison to last months.
- iii. Malaria remain the main non-communicable disease followed by respiratory infections.
- iv. Young prim-gravida remain the main referral for maternal.



#### **D. Way forward**

- i. There is a need to do thoroughly research to establish why there is an increase low birth weight.

## Appendices

### Appendix A: June 2024 MOC1 Schedule

<b>June 2024 MOC1 Schedule</b>					
<b>Date</b>	<b>Day</b>	<b>Station</b>	<b>District</b>	<b>Outreach Clinic</b>	<b>Time</b>
1	Saturday				
2	Sunday				
3	Monday	Kambulu	Kasungu	Outreach Clinic	08:00 AM – 5:00 PM
4	Tuesday	Kamtophole	Kasungu	Outreach Clinic	08:00 AM – 5:00 PM
5	Wednesday	Chisuwe	Kasungu	Outreach Clinic	08:00 AM – 5:00 PM
6	Thursday	Miyowe	Kasungu	Outreach Clinic	08:00 AM – 5:00 PM
7	Friday	Kadwa	Dowa	Outreach Clinic	08:00 AM – 5:00 PM
8	Saturday				
9	Sunday				
10	Monday	Kaweta	Kasungu	Outreach Clinic	08:00 AM – 5:00 PM
11	Tuesday	Lisito	Kasungu	Outreach Clinic	08:00 AM – 5:00 PM
12	Wednesday	Bowe	Kasungu	Outreach Clinic	08:00 AM – 5:00 PM
13	Thursday	Juni	Kasungu	Outreach Clinic	08:00 AM – 5:00 PM
14	Friday	Mtambalika	Dowa	Outreach Clinic	08:00 AM – 5:00 PM
15	Saturday				
16	Sunday				
17	Monday	Ndanowa	Kasungu	Outreach Clinic	08:00 AM – 5:00 PM
18	Tuesday	Galika	Kasungu	Outreach Clinic	08:00 AM – 5:00 PM
19	Wednesday	Kavwenje	Kasungu	Outreach Clinic	08:00 AM – 5:00 PM
20	Thursday	Kalimanyungu	Kasungu	Outreach Clinic	08:00 AM – 5:00 PM
21	Friday	Chiliphiza	Dowa	Outreach Clinic	08:00 AM – 5:00 PM
22	Saturday				
23	Sunday				
24	Monday	Nkhanga	Kasungu	Outreach Clinic	08:00 AM – 5:00 PM
25	Tuesday	Juni	Kasungu	Outreach Clinic	08:00 AM – 5:00 PM
26	Wednesday	Lisito	Kasungu	Outreach Clinic	08:00 AM – 5:00 PM
27	Thursday	Kaweta	Kasungu	Outreach Clinic	08:00 AM – 5:00 PM
28	Friday	Chimwendo	Dowa	Outreach Clinic	08:00 AM – 5:00 PM
29	Saturday				
30	Sunday				

**Appendix B: June 2024 MOC2 Schedule**

<b>June 2024 MOC2 Schedule</b>					
<b>Date</b>	<b>Day</b>	<b>Station</b>	<b>District</b>	<b>Outreach Clinic</b>	<b>Time</b>
1	Saturday				
2	Sunday				
3	Monday	Chizuma	Kasungu	Outreach Clinic	08:00 AM – 5:00 PM
4	Tuesday	Chatalala	Kasungu	Outreach Clinic	08:00 AM – 5:00 PM
5	Wednesday	Mtambalika	Dowa	Outreach Clinic	08:00 AM – 5:00 PM
6	Thursday	Chidzenje	Kasungu	Outreach Clinic	08:00 AM – 5:00 PM
7	Friday	Chiliphiza	Kasungu	Outreach Clinic	08:00 AM – 5:00 PM
8	Saturday				
9	Sunday				
10	Monday	Chilinkholi	Dowa	Outreach Clinic	08:00 AM – 5:00 PM
11	Tuesday	Kasera	Kasungu	Outreach Clinic	08:00 AM – 5:00 PM
12	Wednesday	Mangwazu	Kasungu	Outreach Clinic	08:00 AM – 5:00 PM
13	Thursday	Nyaza	Kasungu	Outreach Clinic	08:00 AM – 5:00 PM
14	Friday	Kadwa	Dowa	Outreach Clinic	08:00 AM – 5:00 PM
15	Saturday				
16	Sunday				
17	Monday	Chimwendo	Dowa	Outreach Clinic	08:00 AM – 5:00 PM
18	Tuesday	Chidzuma	Kasungu	Outreach Clinic	08:00 AM – 5:00 PM
19	Wednesday	Chatalala	Kasungu	Outreach Clinic	08:00 AM – 5:00 PM
20	Thursday	Chilinkholi	Kasungu	Outreach Clinic	08:00 AM – 5:00 PM
21	Friday	Mtambalika	Dowa	Outreach Clinic	08:00 AM – 5:00 PM
22	Saturday				
23	Sunday				
24	Monday	Chidzenje	Kasungu	Outreach Clinic	08:00 AM – 5:00 PM
25	Tuesday	Nyaza	Kasungu	Outreach Clinic	08:00 AM – 5:00 PM
26	Wednesday	Kadwa	Dowa	Outreach Clinic	08:00 AM – 5:00 PM
27	Thursday	Mangwazu	Kasungu	Outreach Clinic	08:00 AM – 5:00 PM
28	Friday	Preparation Day			
29	Saturday				
30	Sunday				